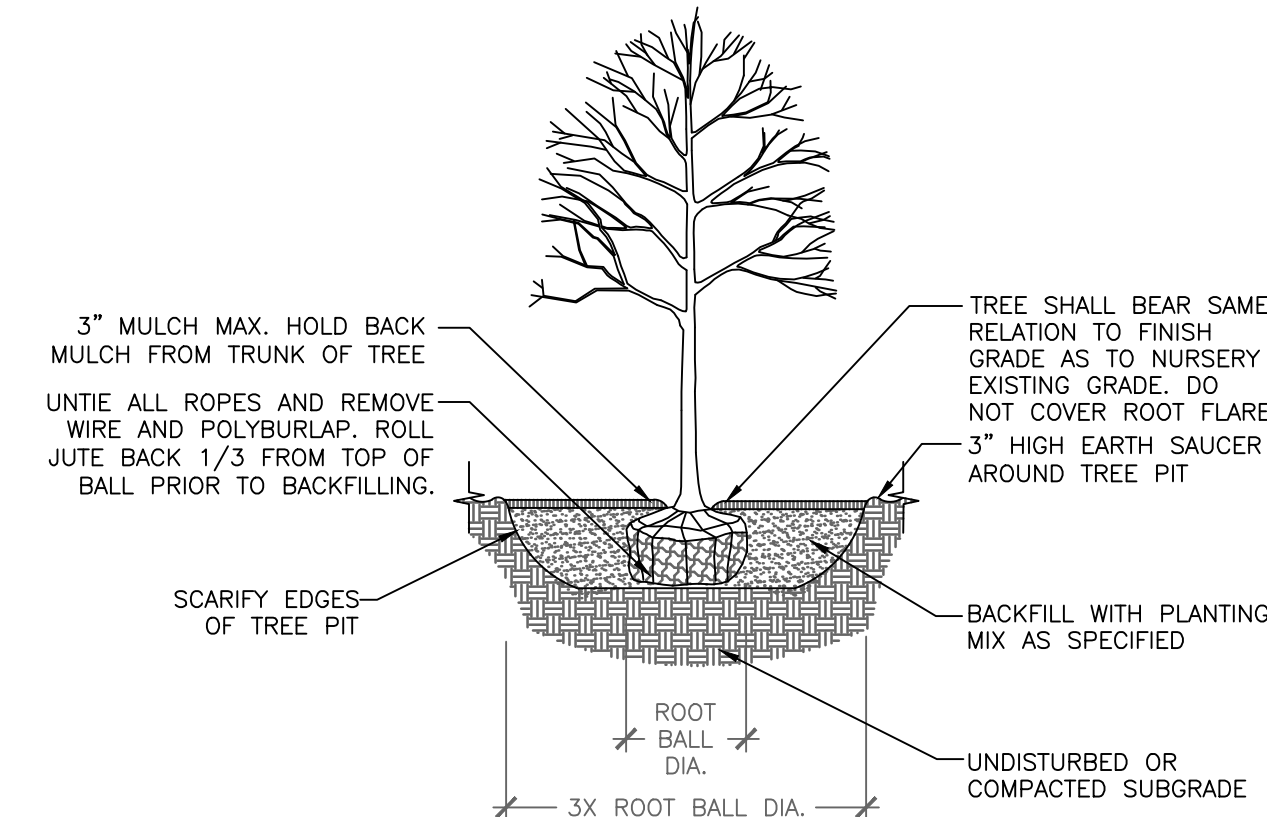


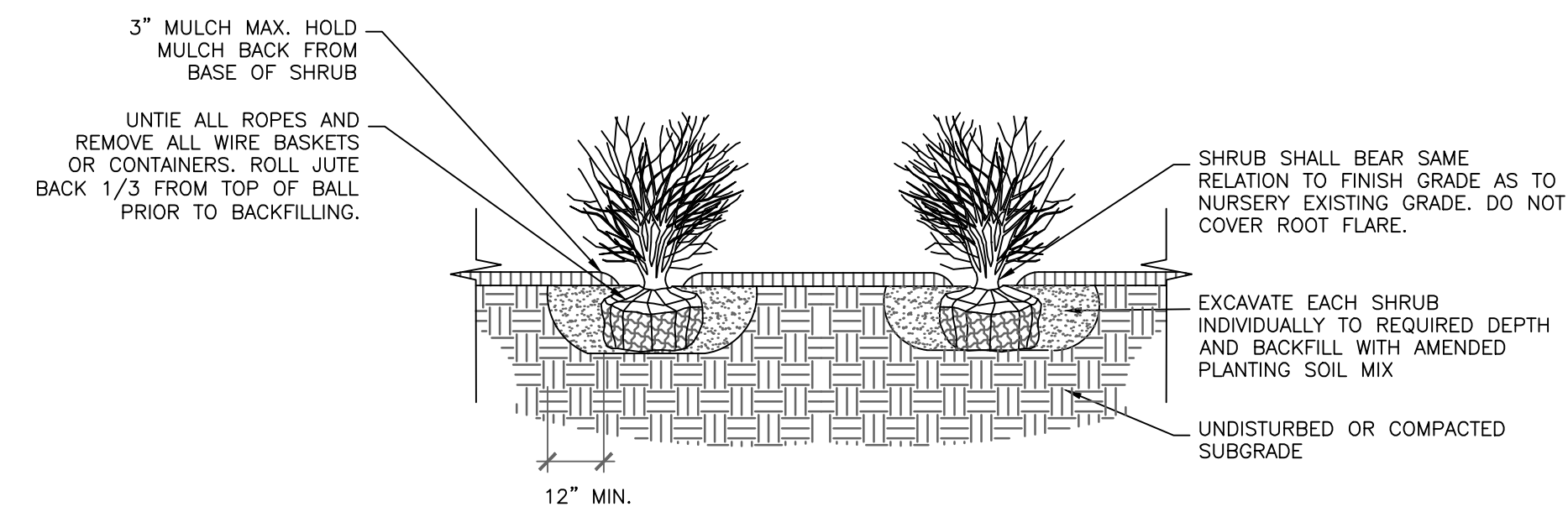
PLANT SCHEDULE

ID	Quan	Botanical Name	Common Name	Size	Other
<b>Trees</b>					
MS	14	Malus 'Donald Wyman'	Donald Wyman Crabapple	2.5" cal	
QR	13	Quercus rubra	Red Oak	2.5" cal	
GB	10	Ginkgo biloba	Ginkgo Tree	2.5" cal	
GT	12	Gleditsia triacanthos inermis	Thornless Honeylocust	2.5" cal	
QP	6	Quercus palustris	Pin Oak	2.5" cal	
AC	10	Abies concolor	White Fir	7-8' ht.	
PS	16	Pinus strobus	Eastern White Pine	7-8' ht.	
<b>Shrubs / Groundcovers</b>					
FS	43	Forsythia	Forsythia	24-36"	
IC	31	Ilex crenata 'Schwoebel's Upright'	'Schwoebel's Upright' Holly	5-6' ht.	
SV	16	Syringa vulgaris	Common Lilac	24-36"	
TX	50	Taxus media densiformis	Dense Spreading Yew	24-36"	
JP	75	Juniperus chinensis 'Hetzi'	Hetzi Juniper	24-36"	
PM	12	Pinus mugo	Mugo Pine	24-36"	
PC	9	Prunus cistena	Purpleleaf Sand Cherry	24-36"	
PO	9	Potentilla fruticosa 'Abbotswood'	Abbotswood Potentilla	24-36"	
		Perennials TBD	TBD		

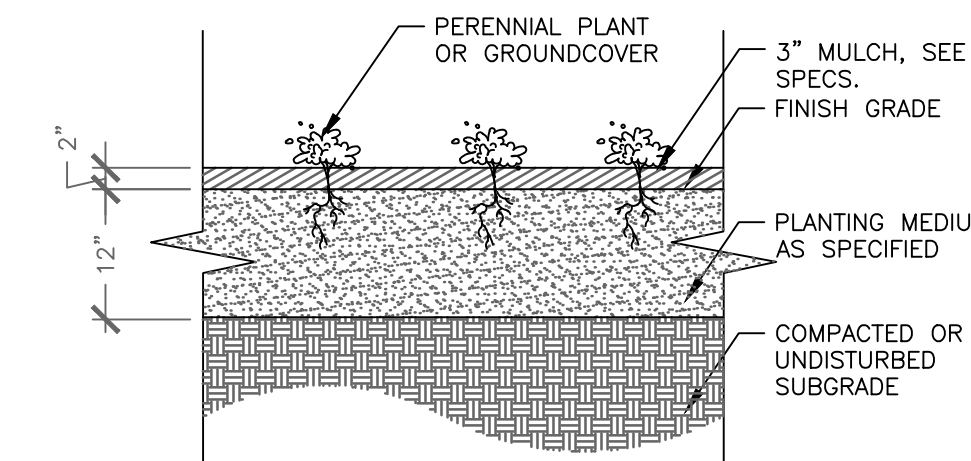


NOTES:  
 1. CLEANLY PRUNE ALL DAMAGED BRANCHES.  
 2. TREE SHALL HAVE STRAIGHT TRUNK AND BE PLUMB AFTER SETTLEMENT. CONTRACTOR SHALL ADJUST AS REQUIRED OR AS DIRECTED BY OWNER'S REPRESENTATIVE.  
 3. ALL TREES SHALL BE FLOODED TWICE WITHIN 24 HOURS OF PLANTING. SEE SPECS.

DECIDUOUS TREE PLANTING  
 N.T.S.



SHRUB AND ORNAMENTAL GRASS PLANTING  
 NOT TO SCALE




NOTE: REFER TO PLANT LIST FOR SPACING.

GROUNDCOVER PLANTING  
 SCALE: NTS

GENERAL LANDSCAPE NOTES

- All work and materials shall comply with all pertinent Town regulations, codes, O.S.H.A and American Nurseryman Standards.
- All plant material must be maintained appropriately for each plant's requirements per industry standards until established. Water and organically fertilize plants until established.
- All tree and vegetation removal shall be completed by an Asian Longhorned Beetle certified contractor.
- All trees planted shall be Asian Longhorned Beetle resistant.
- All disturbed areas to be loamed and seeded with specified seed mix, unless otherwise specified.
- Lawn Seed Mix to be primarily Tall Fescue, with secondary amounts of both Kentucky Bluegrass and Ryegrass.
- Soil is key for successful germination and sustainability. Soil should be free from any rocks, stumps, large roots, lumber or foreign objects that could interfere with grading and seed establishment. Test soil to determine how much organic matter, fertilizer, and lime should be incorporated into soil prior to seeding. Soil should be slightly acidic to neutral with a pH ranging from 6.2-7.0. Amend soil to meet these requirements.
- Soils to be de-compacted (due to construction) through aeration or other means to loosen the top 6" of existing soil prior to developing and enhancing the soil for a minimum of 6" of good, clean organic loam.
- For all seed mixes, refer to New England Wetland Plants, Inc., for instructions on soil preparation, installation, and maintenance.
- All seed mix plantings to be maintained until established and thriving through two full years.



Laurie Tarr Ellsworth  
 Landscape Architecture, LLC  
 219 ellis rd, suite b  
 westminster, ma 01473  
 phone: 978.549.0337  
 email: lte@lletlandarch.com  
 website: www.lletlandarch.com

**THOMPSON-LISTON ASSOCIATES, INC.**  
 Professional Engineers Professional Land Surveyors  
 51 Main Street, Post Office Box 570  
 Boylston, Massachusetts 01505-0570  
 Telephone 508-869-6151 www.thompsonliston.com

CLT. NO.	BOCH	JOB NO.	271-1356
DATE:	8-22-2022	DWG NO.	SITE PLAN 8-22-22

REVISIONS	
DATE:	DESCRIPTION
10-24-22	UPDATE TO BUILDING & PARKING
1-25-23	ADDRESS REVIEW COMMENTS

**SITE PLAN**  
 OF  
 PROPOSED AUTOMOBILE DEALERSHIP  
 701 BOSTON TURNPIKE. (RTE. 9)  
 SHREWSBURY, MASSACHUSETTS 01545  
 OWNED BY:  
**BOCH SHREWSBURY-WORCESTER, LLC**